
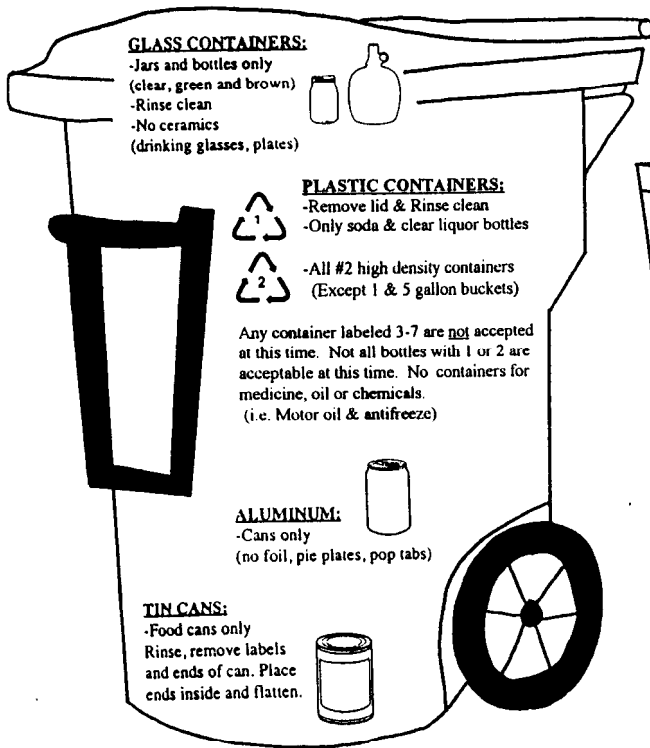


# RECYCLING GUIDE

Remove Caps, Rinse Clean & Drain All Containers!  
 RECYCLE ONLY THE ITEMS LISTED BELOW



## Recycling Here's What You Should Do!

Place only recyclables (see reverse side) in the recycling containers/carts-labeled accordingly. Keep the lid closed.

Place only newspaper, magazines, clean brown paper bags and clean corrugated cardboard in the recycling containers/cart labeled corrugated cardboard and newspaper only. Please keep corrugated cardboard and newspaper dry. **NO PIZZA BOXES!**

Place only commingled recyclables (green, brown & clear glass, plastic, tin and aluminum) in clear plastic bags and place in the white cart labeled glass, tin cans, aluminum and plastic bottles.


Place all other trash in the burgundy dumpster.

**\*\*WHEN IN DOUBT, THROW IT OUT!** It only takes one wrong container in a load of 250,000 to contaminate the entire load and make it impossible to recycle. Contamination results in recyclable material being landfilled! Please follow the recycling guide on the reverse side and do your part to help maintain a clean environment! Please keep this guide for future reference.



Thank you for your help...and thank you for recycling!

If you have any questions on recycling, please contact:

Waste Management - Madison  
 2418 West Badger Road  
 Madison, WI 53713  
 (608) 273-2500  
 (608) 273-1327 (fax)



# CITY OF MADISON RECYCLING INSTRUCTIONS

PLACE THESE ITEMS IN A MADISONPRIDE BAG			
MATERIAL	WHAT DO I RECYCLE?	CLEANING & PREPARATION	WHAT CAN'T BE RECYCLED?
Glass	Bottles and Jars ONLY	Remove lids <b>RINSE CLEAN</b>	Windows & Mirrors Lightbulbs & tubes Pyrex & dishes Drinking glasses Chemical bottles Medical containers Laboratory glass
Aluminum	Cans ONLY	Rinse	Foil & bottle caps
Tin & Steel Cans	Food Cans and Empty Aerosol Cans ONLY	<b>REMOVE FOOD WASTE AND RINSE</b> Flatten if possible Remove lids from aerosols	Cardboard sided juice cans Paint cans
Plastic Bottles & Jugs	Milk, soda, detergent, juice and water <b>BOTTLES</b> marked:   <b>PETE HDPE</b>	Remove and discard lids Crush bottles	Yogurt & ice cream containers Food containers Styrofoam Plastic cups Plastic bags and film Hard plastic (toys, pails, etc.) Medicine bottles & syringes Motor oil bottles Antifreeze bottles

**PLACE ALL ITEMS IN THE SAME BAG**

TIE/PLACE THESE ITEMS IN SEPARATE BUNDLES			
MATERIAL	WHAT DO I RECYCLE?	INSTRUCTIONS	WHAT CAN'T BE RECYCLED?
Newspapers	Newspapers only	Tie with string or twine in both directions or put in brown paper bags. Bundles/bags no larger than 6" in height	Junk mail Office paper
Corrugated cardboard	Larger boxes layered like this:	Flatten boxes. Cut to 3'x3' pieces. Tie in bundles with string, twine, or rope, 6" in height or less	Cereal & cracker boxes Detergent boxes Pizza boxes Soda & Beverage boxes
Magazines and Catalogs	Magazines and catalogs printed on GLOSSY paper	Tie in bundles with string or twine in both directions. Bundles no larger than 6" in height. <b>DO NOT</b> put in paper bags	T.V. Guide Comic books Phone books Material printed on newsprint style paper
Paper Bags	Clean brown paper bags only	Tie in bundles	Plastic bags


• **PLACE RECYCLING BAG AND RECYCLING BUNDLES AT THE CURB BY 7 A.M. ON YOUR REGULAR REFUSE COLLECTION DAY.**

• **KEEP SEPARATE FROM YOUR REGULAR REFUSE.**

• **FOR RECYCLING INFORMATION CALL 267-2626.**

 **Madisonpride**

PEOPLE RECYCLING IN DEFENSE OF THE EARTH.

 Printed on recycled paper

**Please Save**